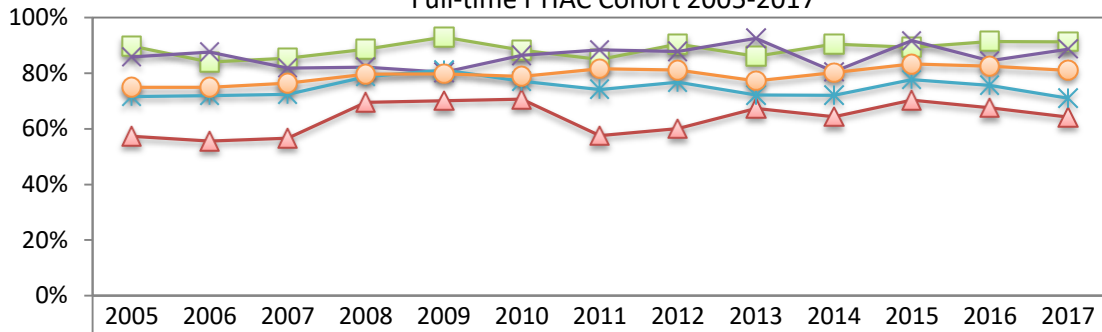


2nd Year Retention Rate, by Race/Ethnicity

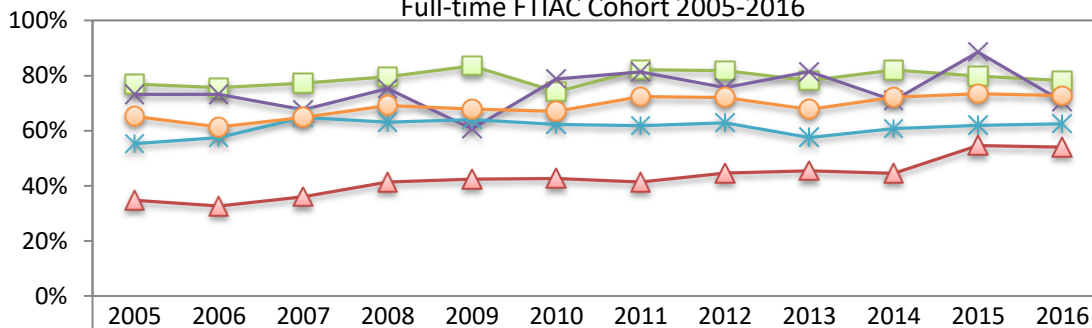
Full-time FTIAC Cohort 2005-2017



	2005	2006	2007	2008	2009	2010	2011	2012	2013	2014	2015	2016	2017
Asian	89.8%	84.0%	85.4%	88.6%	93.0%	88.3%	85.0%	90.5%	86.1%	90.5%	89.3%	91.4%	91.3%
Black	57.4%	55.6%	56.6%	69.5%	70.1%	70.7%	57.6%	60.1%	67.4%	64.4%	70.4%	67.6%	64.3%
NR Alien	85.9%	87.6%	81.9%	82.2%	80.4%	86.5%	88.4%	87.8%	92.6%	80.6%	91.8%	84.5%	88.7%
Other*	71.6%	72.0%	72.4%	78.7%	81.2%	77.1%	74.2%	76.8%	72.2%	72.1%	77.7%	75.6%	71.0%
White	74.9%	75.0%	76.5%	79.7%	79.8%	78.9%	81.6%	81.2%	77.3%	80.2%	83.3%	82.5%	81.0%

3rd Year Retention Rate, by Race/Ethnicity

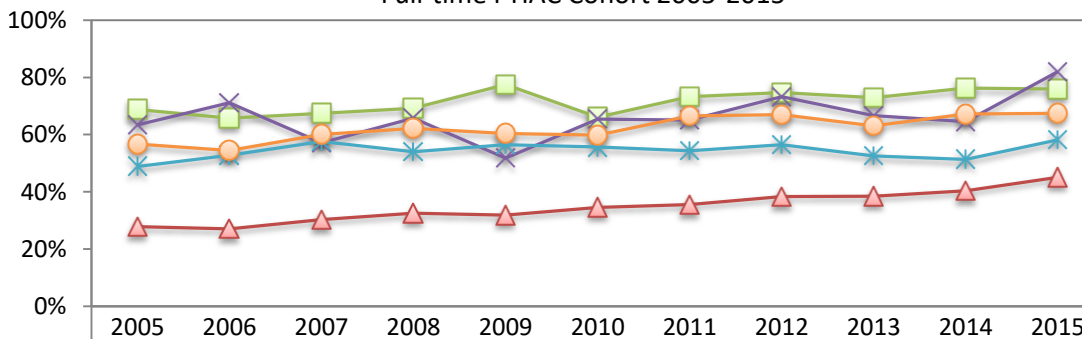
Full-time FTIAC Cohort 2005-2016



	2005	2006	2007	2008	2009	2010	2011	2012	2013	2014	2015	2016
Asian	76.9%	75.6%	77.3%	79.6%	83.6%	74.1%	82.2%	81.8%	78.2%	82.0%	79.8%	78.2%
Black	34.8%	32.6%	36.0%	41.4%	42.4%	42.7%	41.4%	44.6%	45.4%	44.5%	54.6%	54.0%
NR Alien	73.2%	73.2%	67.6%	75.3%	60.7%	78.8%	81.4%	75.6%	81.5%	71.0%	88.5%	70.7%
Other*	55.3%	57.5%	64.8%	63.1%	64.0%	62.3%	61.8%	62.9%	57.5%	60.8%	61.9%	62.5%
White	65.2%	61.4%	64.8%	69.2%	67.9%	67.0%	72.4%	72.0%	67.8%	72.2%	73.5%	72.7%

4th Year Retention Rate, by Race/Ethnicity

Full-time FTIAC Cohort 2005-2015



	2005	2006	2007	2008	2009	2010	2011	2012	2013	2014	2015
Asian	68.8%	65.8%	67.4%	69.2%	77.5%	66.1%	73.3%	74.7%	72.9%	76.3%	75.9%
Black	27.8%	27.0%	30.3%	32.5%	31.9%	34.6%	35.6%	38.3%	38.5%	40.4%	45.1%
NR Alien	63.4%	71.1%	57.1%	65.8%	51.8%	65.4%	65.1%	73.2%	66.7%	64.5%	82.0%
Other*	48.9%	52.8%	57.6%	54.0%	56.5%	55.7%	54.3%	56.5%	52.6%	51.3%	58.2%
White	56.7%	54.5%	60.1%	62.2%	60.4%	59.8%	66.5%	67.0%	63.1%	67.2%	67.4%

*See Definitions in the end



Timing Definition: The definition of “a year” is the 12-month period from the beginning of a fall term in one year to the beginning of the following fall term. The fall enrollment status is based on the official reporting date for the IPEDS fall enrollment report.

FTIAC (or First-time Freshman): (See IPEDS definition) “An entering freshman who has never attended any college. Includes students enrolled in the fall term who attended for the first time in the prior summer term. Also includes students who entered with advanced standing (college credits earned before graduation from high school).” Report only full-time, baccalaureate, first-time freshmen in this survey.

Retention Rates: Retention rate is the percentage of first-time, full-time freshmen in a given fall term who returned to the university in a subsequent fall term. For example, the “3rd Yr” retention rate for fall 2015 first-time, full time freshmen is the percentage of fall 2015 first-time full time freshman who returned for fall 2017. The calculation of retention rate does not include students who returned to the university after having graduated from the same university.

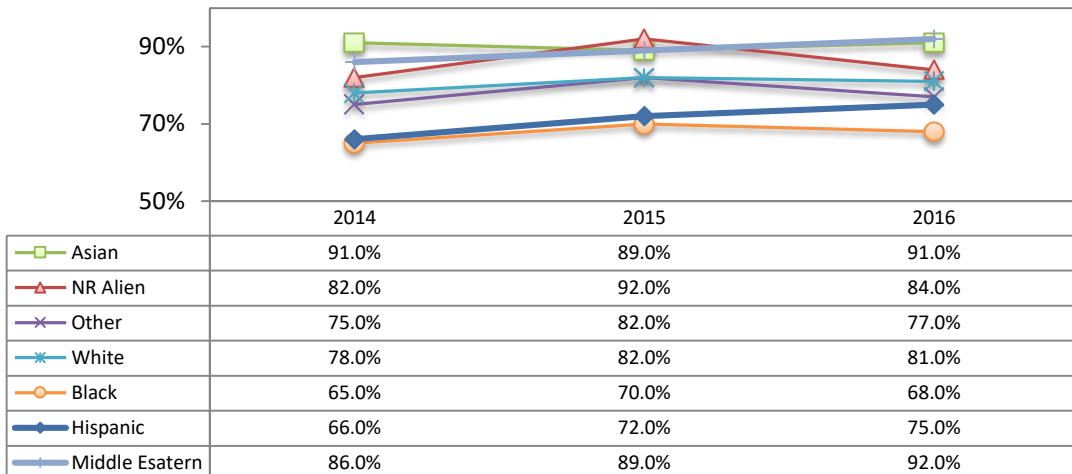
Reminder: As is the convention with IPEDS, data used for these calculations may be adjusted for students who departed for the following reasons: deceased, permanently disabled, or joined the armed forces (including those called to active duty from the Reserves or National Guard) or foreign aid service of the federal government or official church missions. These are allowable exclusions, and may be subtracted from the cohort prior to calculating the graduation rate.

Example: 3rd Yr retention rate calculation: $\text{Number in cohort who returned to 3}^{\text{rd}} \text{ year} / (\text{cohort headcount} - \text{the allowable exclusions})$.

Race/Ethnicity: **Black** refer to Black or African American; **Other** include Unknown, Hispanic, American Indian/Alaskan Native, Two or more races; **NR Alien** refer to Nonresident Alien; **Asian** refer to Asian or Pacific Islander; **White** refer to White, Non-Hispanic.

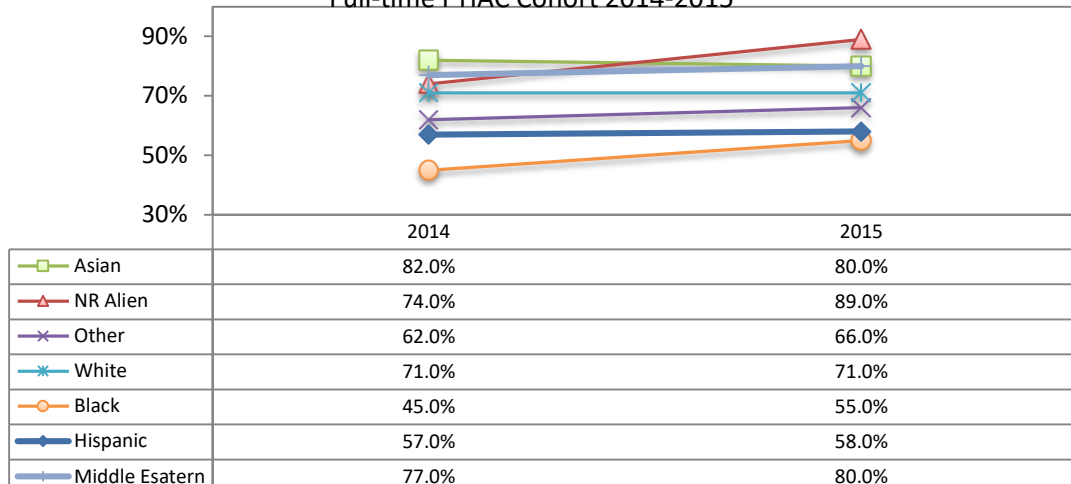
2nd Year Retention Rate, by Race/Ethnicity

Full-time FTIAC Cohort 2014-2016



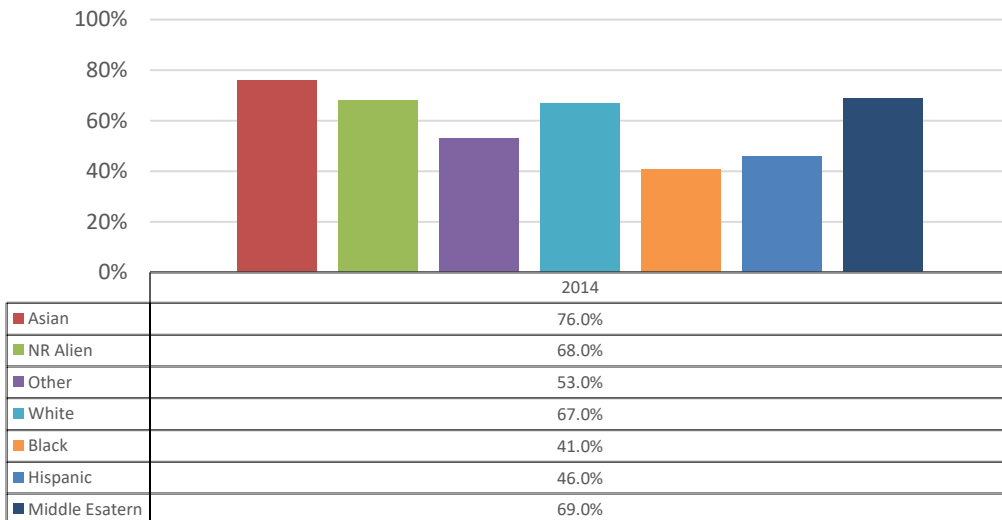
3rd Year Retention Rate, by Race/Ethnicity

Full-time FTIAC Cohort 2014-2015



4th Year Retention Rate, by Race/Ethnicity

Full-time FTIAC Cohort 2015



*Race/Ethnicity in this report was updated as of October 2017; Other: include Unknown, American Indian/Alaskan Native, Two or more races